

---



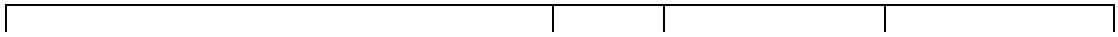























---

---

---

---

---

---

---

---



---

---

---

---

---

---

---



---

---

---


---

- 
-



%

---

- 
- 
- 

- 
- 
- 
- 
- 

&

---

1

•

•

•

---

---

- 
- 

- 
-

---

---

- 

-

---

- 
-

---

- 

-

---

---



	%

	%


&	%\$%	
& ~&\$\$	&\$%	
&\$\$ ~' ž\$\$\$	&&%	%\$%
' \$\$\$	& %	

---

---

---

---

---



---









---

--	--








A table grid with 10 columns and 10 rows. The top row is partially enclosed by a thick black line on the left and top. The grid is formed by thin black lines.



---

---







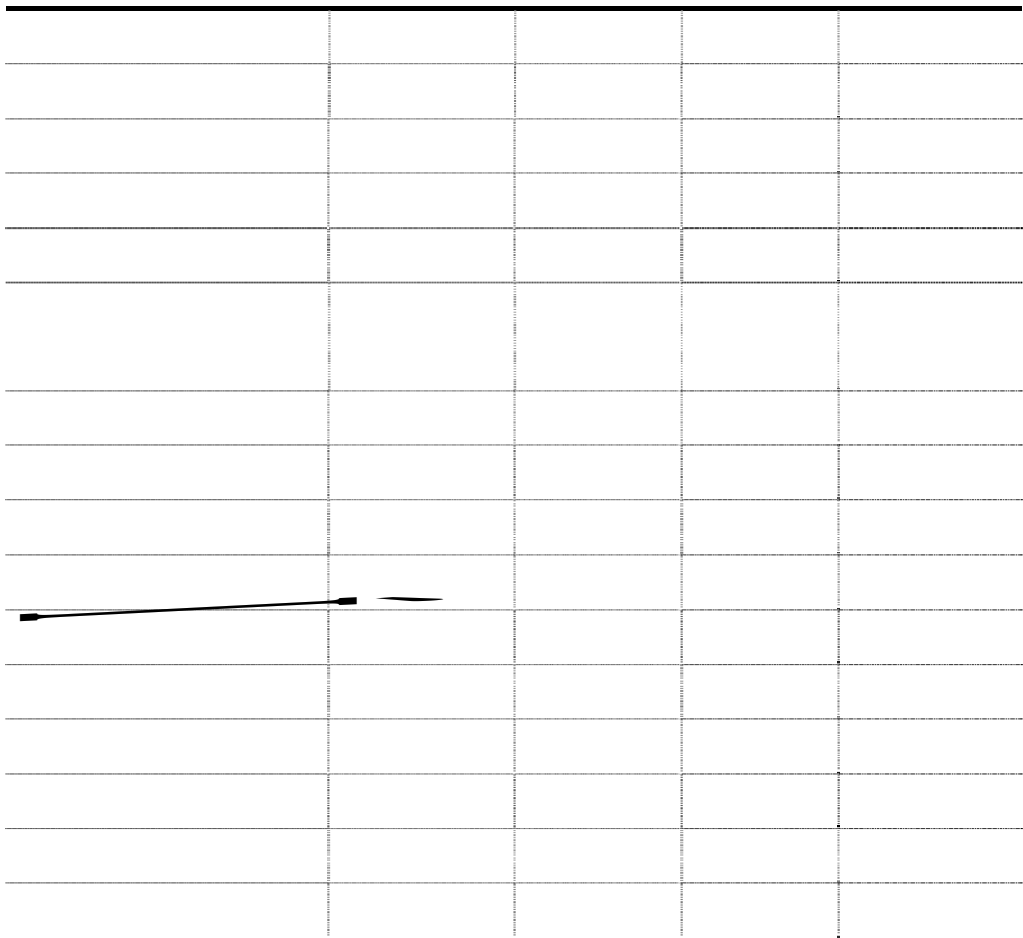
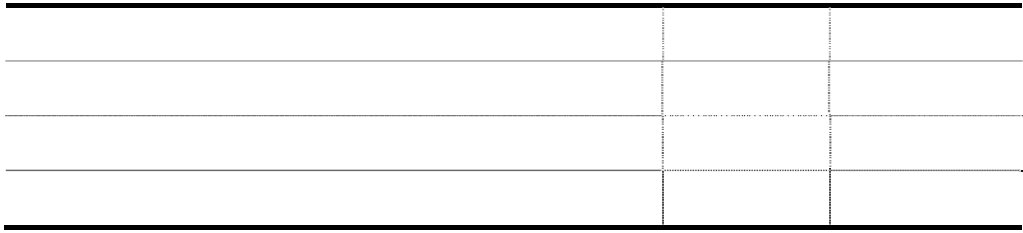


---

---







ℳ

i

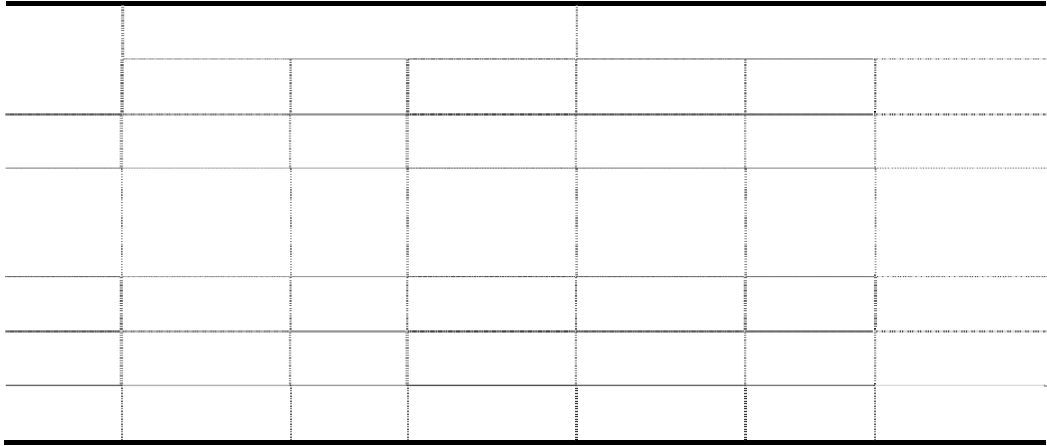
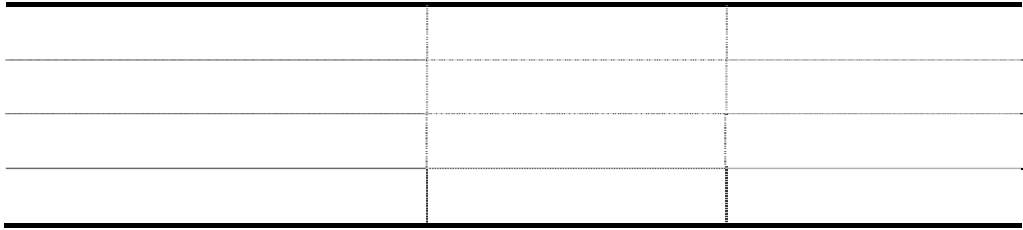
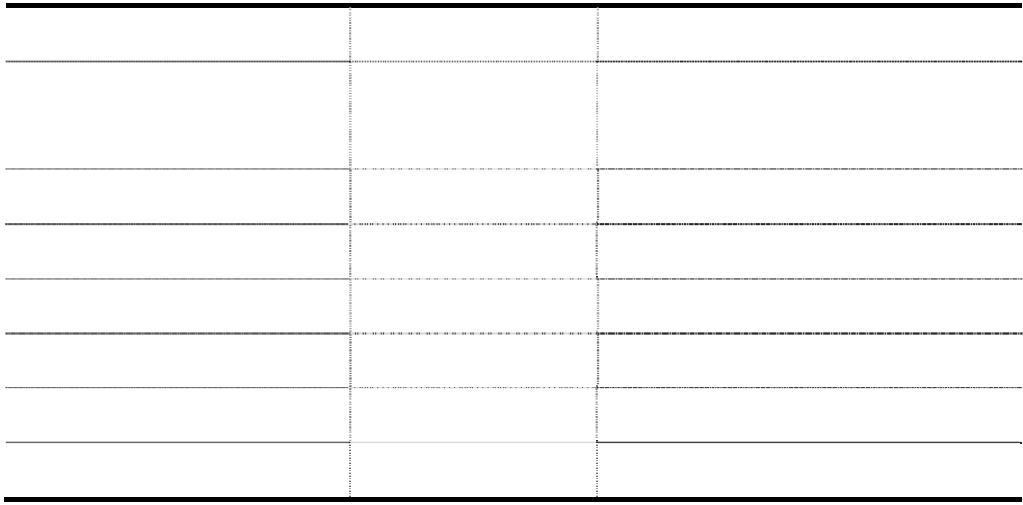






















---









---

---


---

---

( )

---

---


---

---

---

---


---

---

---

---


---

---

---







---


---

---


---

---


---

---


---

---

--	--	--

---


---


---

---

---

.....

.....

.....

.....

.....

.....

.....

.....

.....

.....

---



---

--	--



---





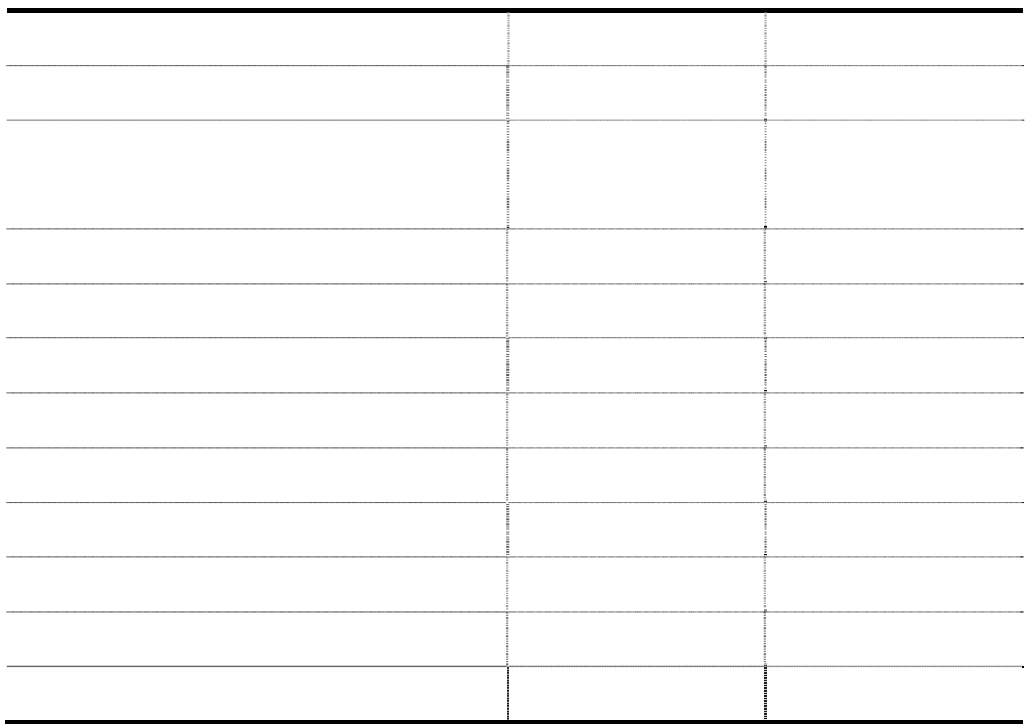
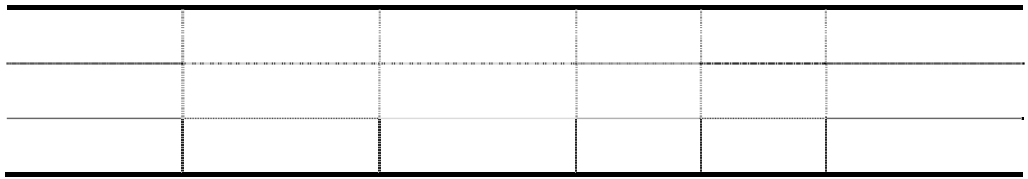
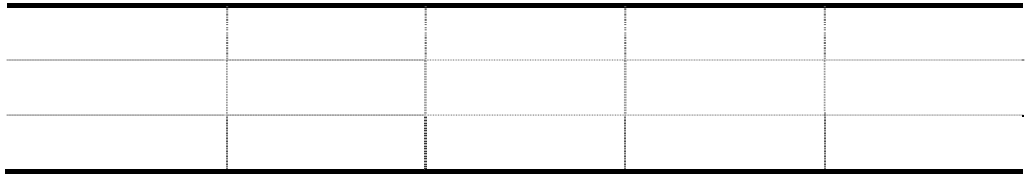
---



---


---





00Aß2i ö J6Ñ - 9L€ œ (
¼ » ¼ 9 ¼ z ¼ Ö
CR Ñ Ö>~Lt#

---

N©-	\ OH NÍ	: OH NÍ
ØB N@L Ci		
Î œCi		
!		
8AÑ		

---

q › 1Ñ\*6Ci+X

---

N©-	\ OH NÍ	: OH NÍ
ê ^;ÚGœ		
È ã zK0Ci		
0 CqCi		
*6Ci ã rN©C]5ž		
"d+eCi		
õ ã ÔFJCi		
Î œCi		
(™ É ú#,6G		
! Ci+X		
8AÑ		


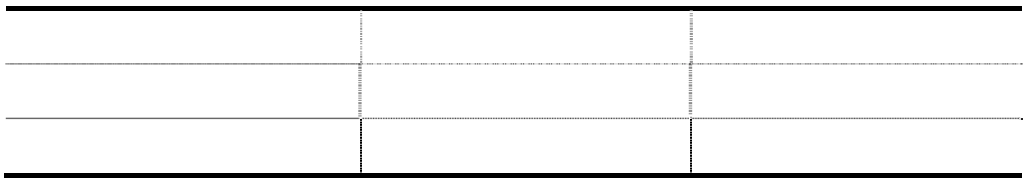
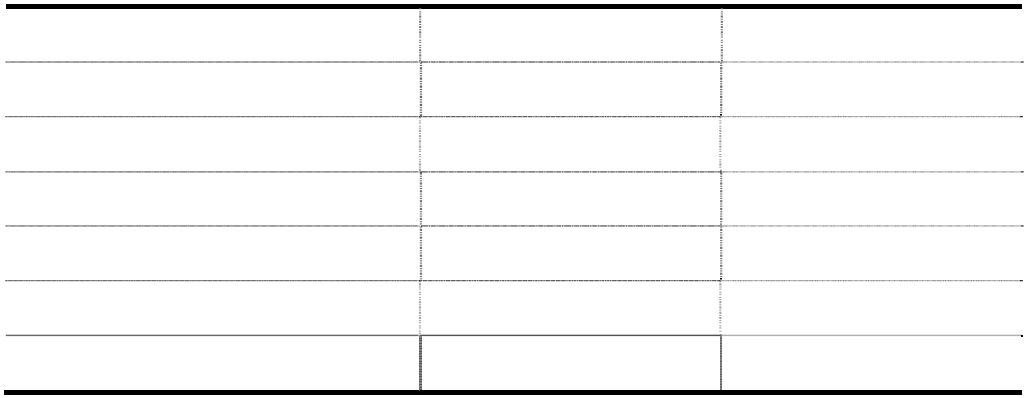
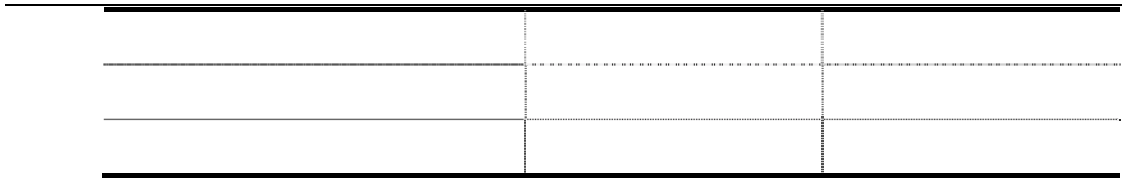
---

q • .D Ci+X

---

N©-	\ OH NÍ	: OH NÍ
ê ^;ÚGœ		
Q § ú € ÉCi		
#,6G+X ñ ú ! rN©		
È ã zK0Ci		
*6 ú õ#{		
ã ÑCi		
"d+eCi		
ÔFJ ú õCi		
v J L™		
0 CqCi		

---





---

		Date: _____	




















---



•q• 0 Cq
Ã œj'0 ê

---

N©-

\ OH NÍ

: OH NÍ

0 CqCO j, ' Y ŸCi+X

AÑ •-( £Ct x @ \ F f O •,ú, '1° F 4\*6, ' . 00 CqCi
+X

AÑ •-( £Ct x @ \ F f O •,ú, '1° F 4\*6, ' ~ ' ICt x

0 CqCi+X Ä ~ ' ICt x, ' . 00 CqCi+XL" F Å

AÑ •-( £Ct x @ \ F f O •,ú, ' Z4ã •0 CqCO jAÑGÿ, '
0 Cq !nNí

! ] Ö ^ > 0 Ô C x+OG 6

Eœ0 ¯+X sCt x Ç, ' f •

>0 Cq-( £, ' k)àH #q \*

^ >0 Ô C x+O, '-( £ •,ú

^ >0 Ô C)àH #q •

^ >0 Ô C)àH #q \*

---



---

S&

&&& #&#\*

&&& #\* #&%



					%SS" SS
					, " SS
					%SS" SS
					%SS" SS
					%SS" SS
					%SS" SS
					- S" SS
					%SS" SS
fl					%SS" SS
				%SS" SS	
					%SS" SS
					%SS" SS
					%SS" SS
					)% SS
					%SS" SS
					%SS" SS
					%SS" SS
					%SS" SS
				%SS" SS	
				%SS" SS	
				%SS" SS	
					%SS" SS
					%SS" SS
					%SS" SS
				)" SS	
				)" SS	
				%SS" SS	
			%SS" %	%SS" SS	
				%SS" SS	
				%SS" SS	

				%SS" SS	
				%SS" SS	
				%SS" SS	
L				%SS" SS	
				%SS" SS	
				- S" SS	
				- S" SS	
				- S" SS	
				- S" SS	
				- S" SS	
				- S" SS	
				- S" SS	
				* " SS	
				- S" SS	
				* , " (&	
				* , " (&	
				* , " (&	
				* , " (&	
				* " SS	
				- S" SS	
				- S" SS	
				%SS" SS	
fl	L			- " S	
				%SS" SS	
				- " S	
				- "%	
				- " S	
				- "%	
				%SS" SS	
				- " S	
				- " (*	
				%SS" SS	
				%SS" SS	
				%SS" SS	
				(- "+)((	
				(- "+)((	

					(- "+)((
					(- "+)((
					(- "+)((
					(- "+)((
7gYhYW Qjb[UkcfY D#'					(- "+)((
@B'z					(- "+)((
fl L					(- "+)((
					(- "+)((
				%SS" SS	
				%SS" SS	
				%SS" SS	
				%SS" SS	
				%SS" SS	
				%SS" SS	
				+*" (+	
				%SS" SS	
				+S" -)	
fl L					+S" -)
					- S" SS
@b_n 7UV Yg AM   W G'89					+S" -)
F" @ 89 7"K"					%SS" SS
=7H @ YbX G' 89 F' @ 89					
7" J"					
					%SS" SS

---

---







---






---















A table with 4 columns and 1 row. The top and bottom borders are thick solid lines. The vertical and horizontal grid lines are thin dotted lines.A table with 2 columns and 1 row. The top and bottom borders are thick solid lines. The vertical and horizontal grid lines are thin dotted lines.A table with 4 columns and 12 rows. The top and bottom borders are thick solid lines. The vertical and horizontal grid lines are thin dotted lines.







---

---

---

---



&S%



---



---



---

---

1









---


---

---


---

---


---

---

--	--	--	--	--	--

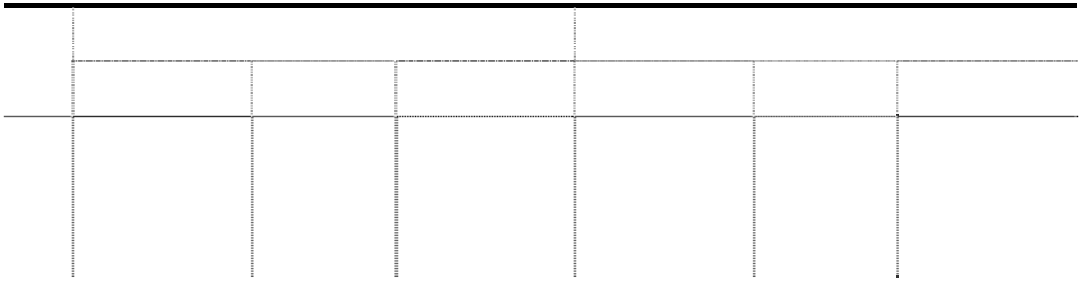
---

---


---

---


---



-

a TM

---












---



The image shows a technical drawing of a rectangular grid. The grid is composed of 10 columns and 10 rows of cells, defined by thin, dotted lines. The entire grid is enclosed within a thick, solid black border. On the bottom edge of the grid, there is a small protrusion consisting of three horizontal lines of increasing length, extending from the second, third, and fourth columns from the left. The top edge of the grid is aligned with a thin, solid black horizontal line that spans the width of the page.

---



